

**NATIONAL 4**

curriculum for excellence



# Ukulele



<b>Name</b>		<b>Class</b>	
-------------	--	--------------	--

# National 4 Ukulele

No.	Title	Duration
1	Umbrella	3.00
2	Hey There Delilah	2.25
3	I Wanna Be Like You	1.25
4	The House of the Rising Sun	1.50
5	Losing My Religion	1.20


You must play a total of 8 minutes on both of your instruments combined. You can play 4 minutes on each or 2 on one and 6 on the other, or 3 on one and 5 on the other. Your teacher will help you decide. However, you must play a minimum of 2 pieces on each instrument

# Ukulele Info

## How to play chords on a ukulele

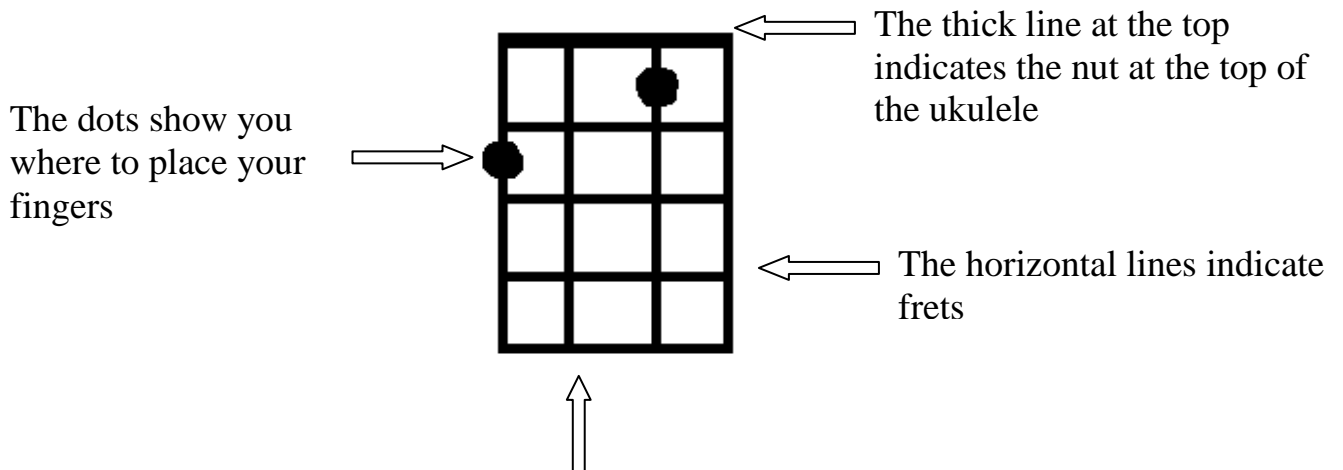
You strum the chord using your index finger of your right hand nail side down. When you strum down you should be hitting the strings with your nail. When you're strumming up, you should be hitting the strings with the fleshy tip of your finger

You use your left hand to press down on different string to form chords. Usually the first finger will be used for first fret, the second finger will be used for the second fret, third finger will be used for the third fret and fourth finger will be used for the fourth fret



## Reading Chord Boxes

A chord box is basically a diagram of how a chord is played on the neck of the ukulele. It shows you which string to play, where to put your finger and whereabouts on the neck the chord is played/



The vertical lines indicate strings from left to right – left is the side nearest your head, right is the side nearest your feet

# C MAJOR

**Task A:** Practise the scale of C major

C Major Scale	<b>RED</b> (lacking accuracy)	<b>AMBER</b> (with some degree of accuracy)	<b>AMBER +</b> (with a fair degree of accuracy)	<b>GREEN</b> (with accuracy)
ASSESSMENT				

**Task B:** Practise the C major arpeggio

C Major Arpeggio	<b>RED</b> (lacking accuracy)	<b>AMBER</b> (with some degree of accuracy)	<b>AMBER +</b> (with a fair degree of accuracy)	<b>GREEN</b> (with accuracy)
ASSESSMENT				

# D MAJOR

**Task A:** Practise the scale of D major

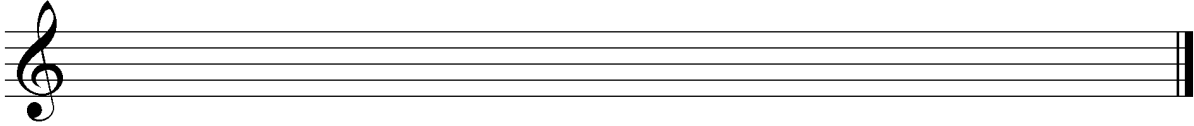
D Major Scale	<b>RED</b> (lacking accuracy)	<b>AMBER</b> (with some degree of accuracy)	<b>AMBER</b> + (with a fair degree of accuracy)	<b>GREEN</b> (with accuracy)
ASSESSMENT				

**Task B:** Practise the D major arpeggio with the right hand using the correct fingering.

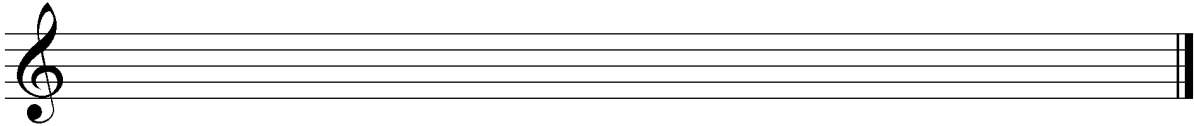
D Major Arpeggio	<b>RED</b> (lacking accuracy)	<b>AMBER</b> (with some degree of accuracy)	<b>AMBER</b> + (with a fair degree of accuracy)	<b>GREEN</b> (with accuracy)
ASSESSMENT				

## LITERACY QUESTIONS 1


1. Without looking back at the pages in this booklet, write the scale of C major on the stave below. Write the scale with crotchets.




2. Write the scale of C major with minims.




3. Write the scale of C major with quavers beamed in pairs.



4. On the stave below, write a C major arpeggio, ascending and descending.



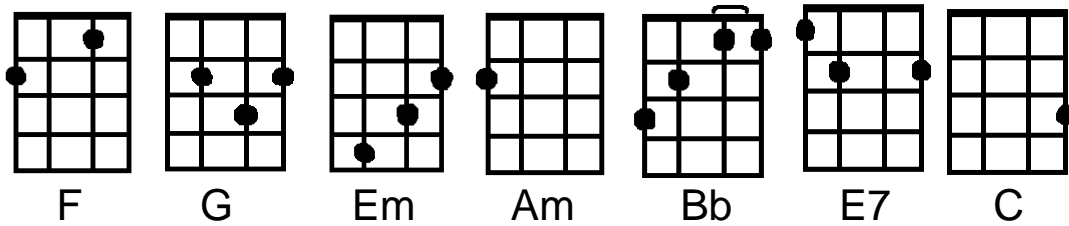
5. The melody below is missing the bar lines. Add the bar lines in the appropriate places. Remember there should be two beats per bar



6. The melody below is missing the bar lines. Add the bar lines in the appropriate places. Remember there should be two beats per bar



# Umbrella



## Verse 1

**F** **G**  
You **had** my heart, and we'll never be **worlds** apart  
**Em** **Am**  
Maybe in **magazines**, but you'll still **be** my star  
**F** **G**  
Baby 'cause **in** the dark you can't see **shiny** cars  
**Em** **Am**  
And that's when you **need** me there, with you I'll **always** share

## Chorus

**F** **C** **G**  
When the sun shine we'll shine toge-**ther**, told you I'll be here for-**ever**,  
**Am**  
Said I'll always be your friend, took an oath in a stick it out to the end  
**F** **C** **G**  
Now that its raining more than e-**ver**, know that we'll still have each o-**ther**,  
**Am**  
You can stand under my umbrel-**la**,  
**F** **G**  
You can stand under my umbrel-**la**, el-la e-la eh, **eh** eh,  
**Em** **Am**  
Under my umbrel-**la** el-la el-la eh, **eh**, eh  
**F** **G**  
Under my umbrel-**la** el-la el-la eh, **eh**, eh  
**Em** **Am**  
Under my umbrel-**la** el-la el-la eh, **eh**, eh



## Verse 2

**F** **G**  
Those fancy things, will never come in-between,  
**Em** **Am**  
You're part of my entity, Here for in-finity,  
**F** **G**  
When the war has took it's part, when the world has dealt it's cards  
**Em** **Am**  
If the hand is hard, together we'll mend your heart,  
Because....

## Chorus

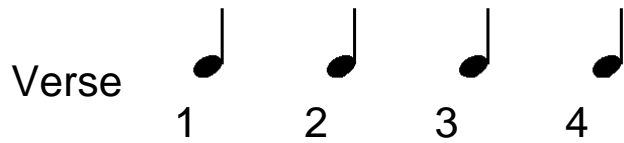
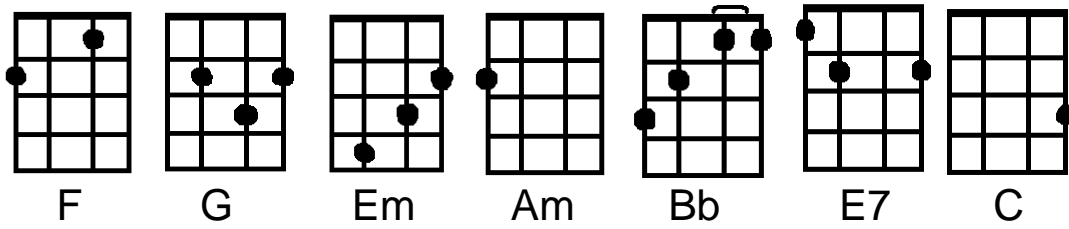
### Bridge

**Bb** **F**  
You can run into my arms, It's OK don't be alarmed  
**C** **Bb**  
Come in-to me, *there's no distance in between our love,*  
**F** **E7**  
So gonna let the rain pour, I'll be all you need and more  
Because....

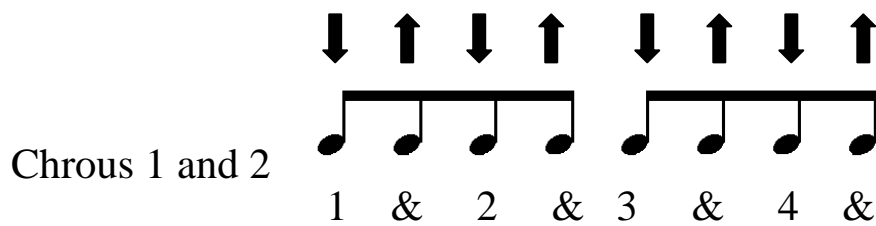
### Chorus 3

**F** **C** **G**  
When the sun shine we'll shine toge-ther, told you I'll be here for-ever,  
**Am**  
Said I'll always be your friend, took an oath in a stick it out to the end  
**F** **C** **G**  
Now that its raining more than e-ver, know that we'll still have each o-ther,  
**Am**  
You can stand under my umbrel-la,  
**F** **G**  
You can stand under my umbrel-la, el-la e-la eh, eh eh,  
**Em** **Am**  
Under my umbrel-la el-la el-la eh, eh, eh  
**F** **G**  
Under my umbrel-la el-la el-la eh, eh, eh  
**Em** **Am**  
Under my umbrel-la el-la el-la eh, eh, eh  
**Em** **Am**  
<Under my umbrel-la el-la el-la eh, eh, eh > repeat and fade

# Umbrella



F	G	Em	Am
F	G	Em	Am



F	C	G	Am
F	C	G	Am
F	G	Em	Am
F	G	Em	Am

Chorus 3- strumming pattern as chorus 1 and 2

F	G	Em	Am
F	G	Em	Am
F	C	G	Am
F	C	G	Am

Bridge – strumming pattern same as verse

Bb	F	C	C
Bb	F	E7	E7



## Verse 2

**D** Hey there Delilah, I know **F#m** **times** are getting hard  
**D** But just be-**lieve** me girl, someday I'll pay the **F#m** **bills** with this guitar  
**Bm A G** We'll have it **good**, **Bm** we'll have the life we knew we **would**  
**A** My word is **good**  
**D** Hey there Delilah, I've got **F#m** **so** much left to say,  
**D** If every **simple** song I wrote to you, would **F#m** **take** your breath away  
**Bm A G** I'd write it **all**, **A** even more in **love** with me you'd **Bm** **fall**  
**A** We'd have it **all**

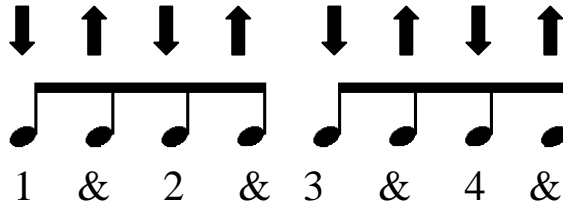
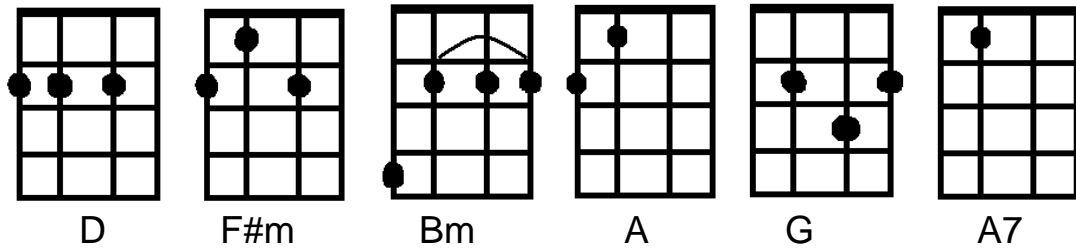
## Chorus

### Bridge

**G** A **thousand** miles seems pretty far,  
**A** But **they've** got planes and **A7** **trains** and cars  
**D** I'd **walk** to you if I had no other **Bm A** **way**,  
**G** Our **friends** would all make fun of us  
**A** And **we'll** just laugh **A7** **along** because we **D** **know**  
**Bm A** That none of them have felt this **way**,  
**G** De-lilah I can promise you  
**A** That **by** the time **A7** **we** get through  
**Bm** The **world** will never ever be the **Bm** **same**  
**A** And you're to **A7 A** **blame**

## Chorus

# Hey There Delilah



Strumming Pattern  
Same throughout

## Intro

D	F#m	D	F#m
---	-----	---	-----

## Verse

D	F#m	D	F#m
Bm // A	G / A /	Bm	A
D	F#m	D	F#m
Bm // A	G / A /	Bm	A

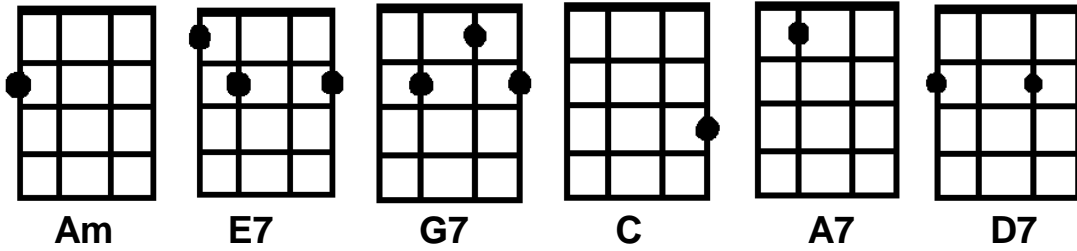
## Chorus

D	Bm	D	Bm
D	Bm	D	D
D	Bm	D	Bm
D	Bm	G	A / A7 /

## Bridge

G	A / A7 /	D	Bm // A
G	A / A7 /	D	Bm // A
G	A / A7 /	Bm	Bm
A / A7 /	A		

# I Wanna Be like You



## VERSE 1

**Am** **E7**  
 Now I'm the king of the swingers, oh, the jungle VI-P  
**Am**  
 I've reached the top and had to stop and that's what botherin' me  
**E7**  
 I wanna be a man, mancub and stroll right into town  
**Am**  
 And be just like the other men I'm tired of monkeyin' around

## CHORUS

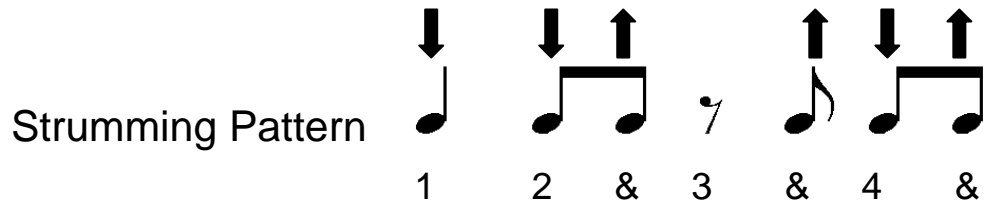
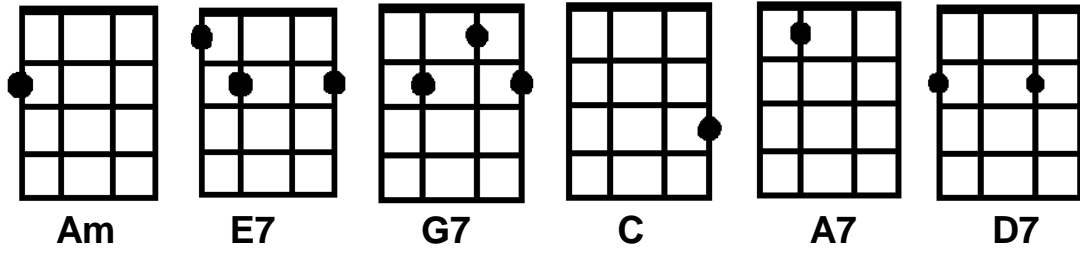
**G7 C** **A7**  
 Oh, oobee doo, I wanna be like you  
**D7**  
 I wanna walk like you  
**G7 C**  
 Talk like you, too  
**G7 C**  
 You'll see it's true  
**A7**  
 An ape like me  
**D7 G7 C**  
 Can learn to be human too

## VERSE 2

**Am** **E7**  
 Now don't try to kid me, mancub, I made a deal with you  
**Am**  
 What I desire is man's red fire to make my dream come true  
**E7**  
 Give me the secret, mancub, clue me what to do  
**Am**  
 Give me the power of man's red flower, so I can be like you

## CHORUS

# I Wanna Be like You



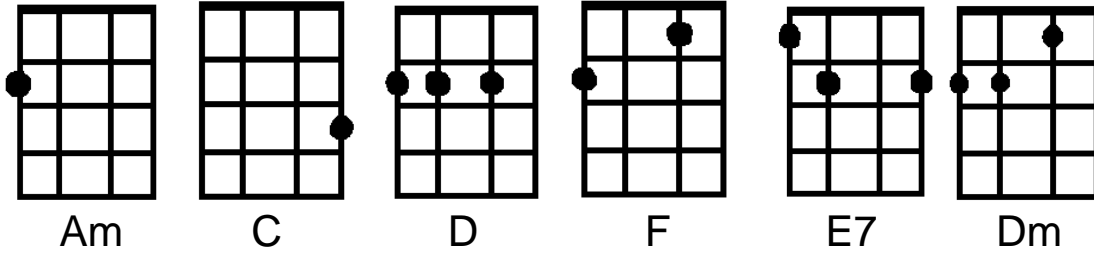
## Verse

Am	Am	Am	E7
E7	E7	E7	Am
Am	Am	Am	E7
E7	E7	E7	Am / G7 /

## Chorus

C	C	A7	A7
D7	G7	C	G7
C	C	A7	A7
D7	G7	C	C

## The House of the Rising Sun



### Verse 1

**Am C D F Am C E7**  
 There **is** a **house** in **New Orleans**, They **call** the **Rising Sun**  
**Am C D F**  
 And it's **been** the **ruin** of **many** a **poor boy**  
**Am E7**  
 And **God**, I **know**, I'm

### Bridge

**Am C D F**  
**1. One**  
**2.-Leans**  
**Am E7 Am E7**

### Verse 2

**Am C Dm F Am C E7**  
 My **mother** was a **tailor**, She **sewed** my **new blue jeans**  
**Am C D F**  
 My **father** was a **gambling man**,  
**Am E7**  
 Down in **New Or-**

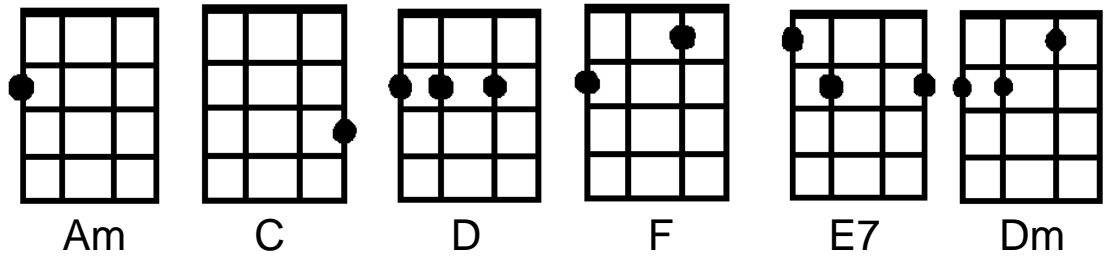
### Bridge

### Verse 3

**Am C D F Am C E7**  
 Now the **only thing** a **gambler** needs, Is a **suitcase** and a **trunk**  
**Am C F**  
 And the **only time** he's satis-**fied**  
**Am E7**  
 Is **when** he's **all** a-drunk



# The House of the Rising Sun



**Verse**

↓ ↓

1 2 3 4 5 6

Am	C	D	F
Am	C	E7	E7
Am	C	D	F
Am	E7		

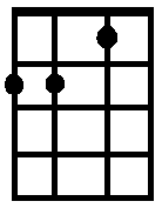
**Bridge**

↓ ↓ ↑ ↓ ↑ ↓ ↓ ↑ ↓ ↑

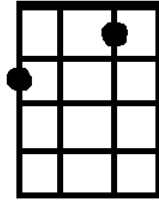
1 2 & 3 & 4 5 & 6 &

Am	C	D	F
Am	E7	Am	E7

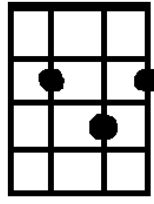
## Losing My Religion



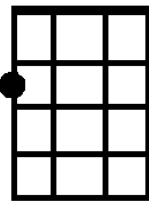
Dm



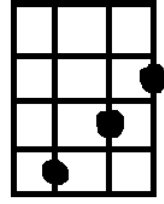
F



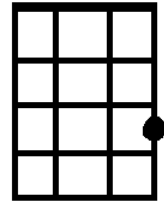
G



Am



Em



C

### Verse 1

**Am** **Em**  
 Oh **Life** is bigger, it's bigger than you  
**Am** **Em**  
 And you are not **me**, the lengths that I will go to  
**Em** **Am**  
 The **distance** in your **eyes**  
**Em** **Dm** **G**  
 Oh no, I've **said** too **much**, I set it up

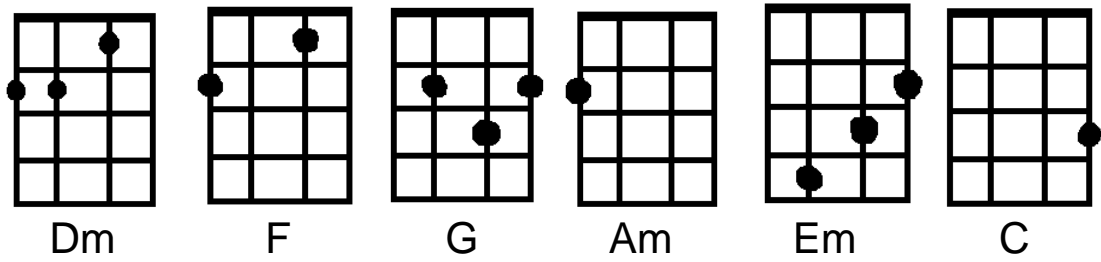
### Verse 2

**Am** **Em**  
 That's me in the **corner**, that's me in the **spot-light**  
**Am** **Em**  
 Losing my rel-**igion**, trying to **keep** up with you  
**Am** **Em** **Dm**  
 And I **don't** know if I can do it, oh no I've **said** too **much**  
**G**  
 I haven't said enough

### Chorus

**G** **Dm** **F**  
 I **thought** that I **heard** you **laughing**  
**Dm** **G** **Am** **Dm**  
 I **thought** that I **heard** you **sing**  
**F** **Dm** **G** **Am** **G**  
 I **think** I thought I **saw** you **try**

# Losing My Religion



Intro

1 2 3 & 4 &

↓ ↓ ↓ ↑ ↓ ↑

F	Dm / G /	Am	Am / Dm /
F	Dm / G /	Am // G	G

Verse

1 2 & 3 & 4 &

↓ ↓ ↑ ↓ ↑ ↓ ↑

Am	Am	Em	Em
Am	Am	Em	Em
Am	Am	Em	Em
Dm	Dm	G	G
			V2 G / Dm /

Chorus

1 & 2 & 3 & 4 &

↓ ↑ ↓ ↑ ↓ ↑ ↓ ↑

F	Dm / G /	Am	Dm
F	Dm / G /	Am // G	G