



Name _____

Class _____

Learning Outcome : You will be able to read and recognise the letter names of the different lines and spaces on the treble clef and use musical notation.


1. Look at the text below. You must use the clues on the next page to work out the missing words. These have been written out on the **TREBLE CLEF** in notation form and some clues will require some musical sums to be solved.

One day Simon and his _____ were going to the football. They went to the station and got the _____ past _____ train into Glasgow. The train was very busy with shoppers who had a lot of _____.


When the ticket inspector came, Simon _____ up his fare and paid it. As he was hungry, he ate an _____ sandwich. His dad told him it was " _____ smelly". When they got to the stadium it was so noisy that Simon thought he might go _____. His dad gave him a _____ to get into the VIP stand. In the first half his team scored _____ goals. Simon took a picture on his iPhone and managed to get a good picture of the player's _____. At half-time, Simon and his Dad had a good _____ at the _____. In the second half his team scored another _____ goals. This made the final score _____ goals to _____. When they got outside the noise _____ into the distance. They decided to get a _____ home as it was his birthday. Simon was _____.

2. Write out these words on the **STAVE** using **SEMIBREVES**. You will have to insert a **TREBLE CLEF** each time.


EDGED




CABBAGE



FACED




BAD



How hard did you find this homework? Rate it below before you hand it to your teacher.




My homework rating



CLUE SHEET


1.




2. $o + o =$ _____

3. $o \times \text{quarter note} =$ _____


4




5.




6.




7.



8.




9.




10 $\text{quarter note} + \text{quarter note} =$ _____


11.



12.



13.




14. $\text{quarter note} + \text{quarter note} = \underline{\hspace{2cm}}$


15. $\text{quarter note} + \text{quarter note} + \text{dotted quarter note} = \underline{\hspace{2cm}}$

16. $\text{quarter note} + \text{quarter note} = \underline{\hspace{2cm}}$


17.



18.



19.



20. $\text{quarter note} + \text{quarter note} + \text{dotted quarter note} + \text{dotted quarter note} + \text{quarter note} = \underline{\hspace{2cm}}$